








**Industrial & Commercial Real Estate  
 Development & Management**

[www.coven-goldman.com](http://www.coven-goldman.com)

Brokers Protected. 5% Commission paid to co-brokers on Initial Lease Term.

**ALL LEASES ARE MODIFIED GROSS, INCLUDING BASE YEAR R.E. TAX & INSURANCE**  
**ALL BUILDING SITE PLANS & AVAILABLE SPACE FLOOR PLANS ARE ON OUR WEBSITE ON EACH INDIVIDUAL BUILDING PAGE [www.coven-goldman.com](http://www.coven-goldman.com)**

BEACHWOOD		Unit	Total SF.	Office SF.	Loading	Price	Month
	23645 Mercantile Road Beachwood, Ohio	Suite B	13,100 sf.	To Suit	2 Docks	\$5 to \$10 Blended Rate	
		Suite J	5,000 sf.	5,000 sf.	None	\$9.00	\$3,750.00
	23632 Mercantile Road Beachwood, Ohio	Suite J	2,750 sf.	1,150 sf.	2 Drive-Ins	\$6 & \$10	\$1,758.00
	23945 Mercantile Road Beachwood, Ohio	Suite C	2,160 sf.	2,160 sf.	None	\$10.00	\$1,800.00
		Suite F	9,450 sf.	9,450 sf.	None	\$7.50	\$5,900.00
	23500 Mercantile Road Beachwood, Ohio	Suite E	2,700 sf.	2,700 sf.	None	\$9.00	\$2,025.00
		Suite J	7,200 sf.	1,500 sf.	1 Dock / 1 Drive-In	\$6.00	\$3,600.00
	23800 Commerce Park Road Beachwood, Ohio	Suite F	1,350 sf.	None	1 Drive-In	\$6.25	\$700.00
BEDFORD HEIGHTS		Unit	Total SF.	Office SF.	Loading	Price	Month
	5020 Richmond Road Bedford, Ohio	5020	2,800 sf.	2,800 sf.	None	\$9.00	\$2,100.00
		5030	11,600 sf.	0 sf.	1 Dock / 1 Drive-In	\$4.50	\$4,350.00
BRECKSVILLE		Unit	Total SF.	Office SF.	Loading	Price	Month
	10200 Brecksville Rd. Brecksville, Ohio <b>Listed with Fred Christie @ CRESCO</b> <b>Call - 216.520.1200</b>	10230	3,000 sf.	660 sf.	1 Dock	\$6.00	\$1,500.00
		10240	3,000 sf.	0 sf.	1 Dock	\$5.00	\$1,250.00
		10230 - 40 Combined	6,000 sf.	660 sf.	1 Dock	\$5.50	\$2,750.00
		10260	3,000 sf.	900 sf.	1 Dock	\$5.00 & \$10.00	\$1,633.00
	10300 Brecksville Road Brecksville, Ohio <b>Listed with Fred Christie @ CRESCO</b> <b>Call - 216.520.1200</b>	10310	4,500 sf.	1,500 sf.	1 Dock	\$5.00 & \$8.00	\$2,250.00
		10330	4,700 sf.	4,700 sf.	None	\$8.00	\$3,133.33
	10020 Brecksville Road Brecksville, Ohio	10020	4,840 sf.	3,740 sf.	1 Drive-In	\$10.00 & \$6.00	\$3,428.00
		10050	5,800 sf.	5,800 sf.	None	\$10.00	\$4,833.00
		Combined	10,640 sf.	9,540 sf.	1 Drive-In	\$9.31	\$8,261.00
CLEVELAND		Unit	Total SF.	Office SF.	Loading	Price	Month
	2301 Hamilton Ave. Cleveland, Ohio <b>Listed with Scott Garson @ NAI Daus</b> <b>Call - 216.831.3310</b>	2301	15,000 sf.	2,000 sf.	1 Drive-In	\$3.00 <b>SALE</b> <b>\$325,000.00</b>	\$3,750.00
PARMA		Unit	Total SF.	Office SF.	Loading	Price	Month
	12307 Plaza Drive Parma, Ohio	12315	4,000 sf.	2,000 sf.	2 Drive-Ins	\$5.00 & \$10.00	\$2,500.00
		12307 *	2,500 sf.	2,500 sf.	1 Drive-In	\$9.00	\$1,875.00
		12311 *	2,100 sf.	1,050 sf.	1 Drive-In	\$9.14	\$1,600.00
	* SUBLEASE						
	5269 - 5273 Broadview Rd. Parma, Ohio <b>Listed For Sale with Regis Lee -</b> <b>Company One Realty 440-333-8700</b>	5269	1,500 sf.	1,500 sf.	None	\$10.00	\$1,250.00
	Sale	8,600 sf.	3 Tenant Building		<b>SALE</b> <b>\$540,000.00</b>		
SOLON		Unit	Total SF.	Office SF.	Loading	Price	Month
	30700 Bainbridge Road Solon, Ohio <b>Listed with Bob Garber @ CRESCO</b> <b>Call - 216.520.1200</b>	Suite A *	3,150 sf.	3,150 sf.	None	\$10.00	\$2,625.00
		Suite C	2,000 sf.	0 sf.	1 Drive-In	\$6.00	\$1,000.00
		Suite K - all A/C	3,776 sf.	200 sf.	3 Docks	\$6.00	\$1,890.00
WESTLAKE		Unit	Total SF.	Office SF.	Loading	Price	Month
	29299 Clemens Road Westlake, Ohio	Suite 1-I	2,310 sf.	2,310 sf.	None	\$8.00	\$1,540.00
	29313 Clemens Road Westlake, Ohio	Suite 2-M	4,680 sf.	1,870 sf.	2 Docks / 1 Drive-In	\$5 & \$10	\$2,730.00
		Suite 2-N (April 1, 2012)	2,340 sf.	1,620 sf.	1 Drive-In	\$5 & \$10	\$1,650.00
		Combined	7,020 sf.	3,490 sf.	1 Docks / 2 Drive-Ins	\$5 & \$10	\$4,380.00